






Go-Ahead

Fixed Income Investor Presentation

27-28 June 2017



AGENDA TODAY

-  Introducing The Go-Ahead Group pg 3
-  Key investment highlights pg 9
-  Business overview pg 15
-  Key transaction terms pg 22
-  Appendix pg 23

INTRODUCING THE GO-AHEAD GROUP

- FTSE 250 company
- A leading operator of bus and rail services in the UK
- Established market positions with 30 year track record
- Committed to maintaining an Investment Grade rating
- First transport group to achieve Carbon Trust triple accreditation
- Recognised by Carbon Disclosure Project
- First FTSE 350 to receive Fair Tax Mark
- Adopted 'Voluntary National Living Wage'

Over 1 billion Annual passenger journeys	£3.4bn Revenue	£166m Adjusted operating profit
1.08x Adjusted net debt / EBITDA	Baa3 / BBB- Stable Investment Grade ratings	100% Fuel hedging in sterling
13.2% Regional bus margin	Largest London bus operator	27% Rail market share

ROBUST BUSINESS MODEL

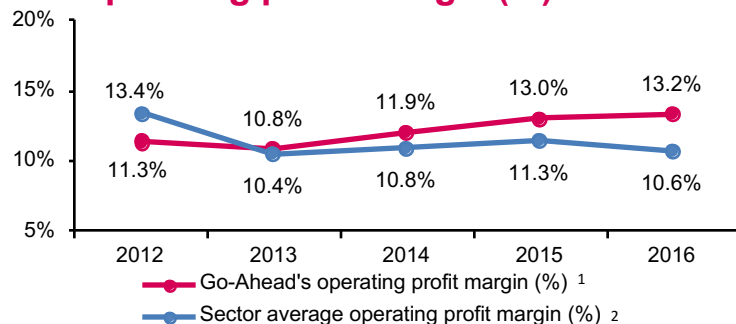


REGIONAL BUS

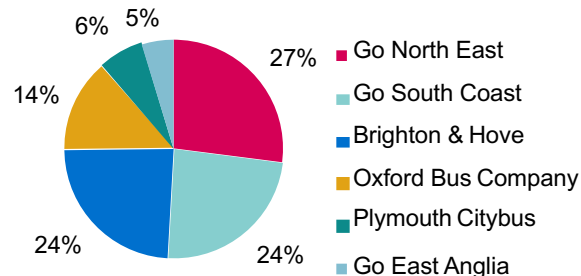


- Owner / operator of six business units
- Sector leading operating margin and revenue growth, with stringent cost control
- Focus on Southern regions
- Enabling over 230 million passenger journeys annually
- Modern bus fleet (7.1 years average age)
- Devolved structure - decision making at local level
- Highest overall UK customer satisfaction score at 90%

Operating profit margin (%)

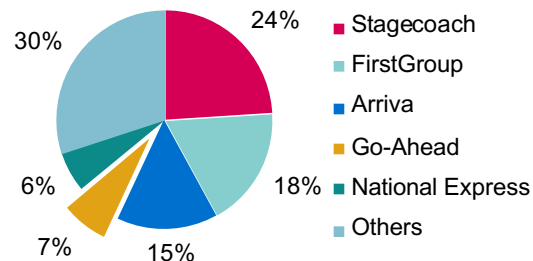


Regional bus revenue (FY 2016)



£376m

Regional bus market share³ (%)



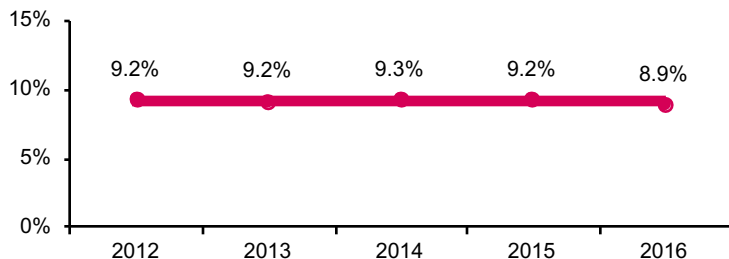
7%

LONDON BUS

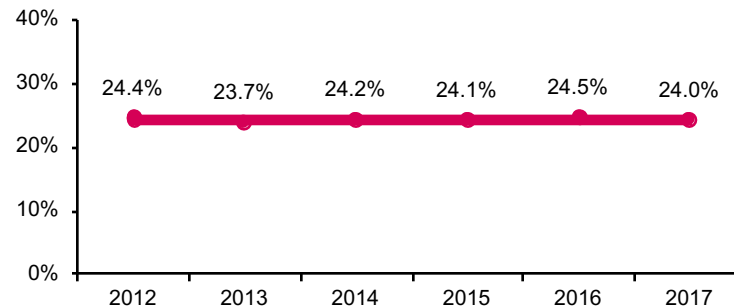


- Largest London bus operator with 190 routes and 24% market share
- Largest electric bus operator in the UK
- No volume risk under gross cost contracts¹ with TfL
- 17 strategically located depots, 85% of which are freehold
- c.500m passenger journeys and c.85m miles operated annually
- Track record of contract retention with stable market share

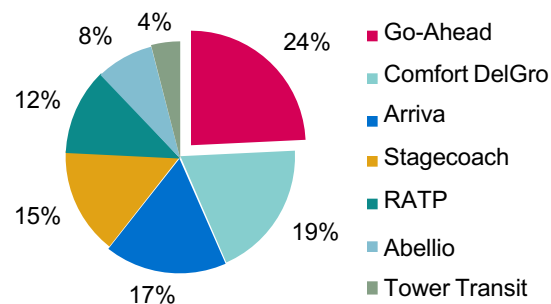
Operating profit margin (%)



Consistent market share²



London bus market share³ (%)



24%

(1) Under gross cost contracts, Go-Ahead's entire revenue comprises payments made by the transport authority with the authority retaining all fare revenue raised and therefore revenue risk; (2) Market share at January of respective years; (3) Go-Ahead estimates, as at FY 2016.

RAIL

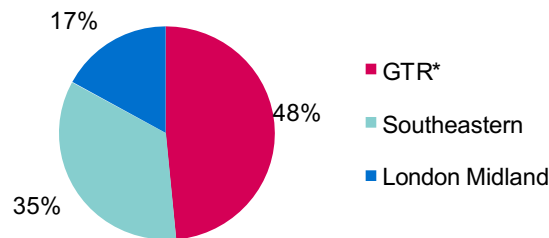


- Operates three commuter franchises on behalf of the DfT through 65/35% JV with Keolis
- Franchises: Southeastern, London Midland and GTR
- 27% UK rail market share enabling c.35% of all UK passenger rail journeys
- Supported by long-term contracts
- Track record of franchise renewals

Franchise	Held since	Renewed	Expected end date
Southeastern	Apr-06	Oct-14	Dec-18
London Midland	Nov-07	Apr-16	Oct-17
GTR	Sep-14 ¹	n/a	Sep-21

Franchise revenue split (FY 2016)

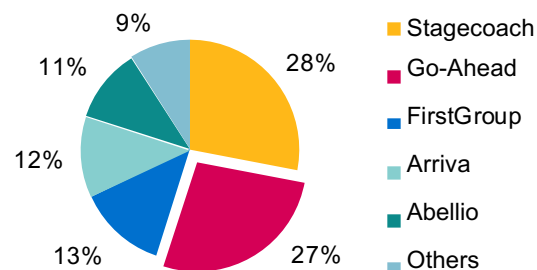
£2,498m



(*) of which Southern element contributes 6%

UK rail market share² (%)

27%



INTERNATIONAL

- Limited initial capital deployed to avoid taking market risk in new jurisdictions
- Profits reinvested in international businesses in early years rather than repatriation



Go-Ahead
Singapore

- Similar features to London bus market with volume risk borne by the Government
- Pipeline of opportunities in this market
- Expected revenue of c.SGD500m over five year contract
- Five year contract awarded to operate bus services in Singapore from September 2016
- c.400 buses on 25 bus routes



Go-Ahead
BAHN & BUS

- Currently mobilising two contracts to operate rail services in the German state of Baden-Württemberg from June 2019 to 2032
- Third 13 year contract awarded in June 2017, beginning operations December 2019
- Underpinned by gross cost contracts
- Expected revenue of c.€2bn across the lifetime of the contracts



KEY INVESTMENT HIGHLIGHTS

1 Established position in UK markets

2 Resilient earnings profile

3 Supported by long-term contracts

4 Strong financial profile

5 Experienced management team

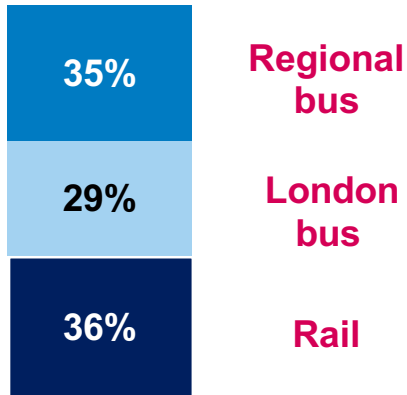


1 ESTABLISHED POSITION IN UK MARKETS

Business diversification

- Balanced earnings across core business areas
- Exposure to different passenger groups provides resilience
- Supported by devolved structure where local management teams make local decisions

Adjusted operating profit split (H1 2017)



Stable market position

- 30 year track record since privatisation in 1980s (bus) and 1990s (rail)
- Focus on London and the South East
- Six locally managed regional bus operations across the UK
 - c.5,000 buses
 - 2 million passenger journeys daily (FY 2016)
- Three major rail franchises
 - 1.3bn passenger journeys annually (FY 2016)
- Strong local brand recognition
- Continuously improving customer experience – USB charging points, Wifi and contactless payment channels
- Expanding into targeted international markets

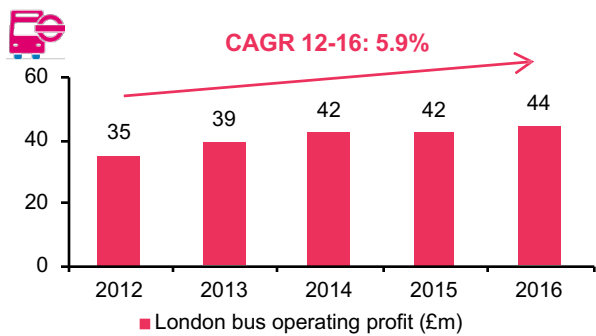


2

RESILIENT EARNINGS PROFILE

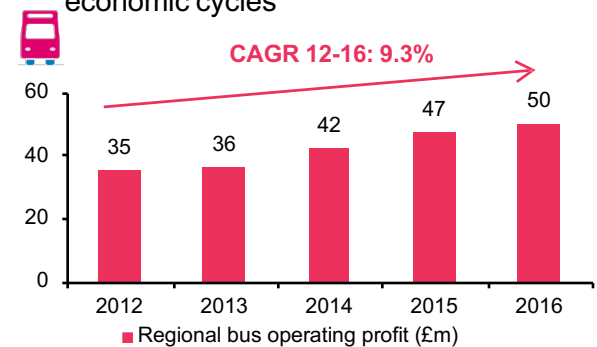
London bus

- Cost-efficient operations underpin strong and stable operating margin
- No volume risk



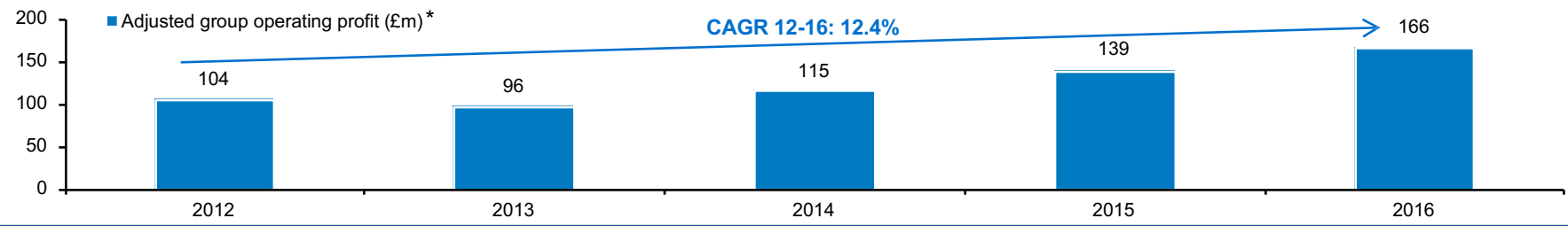
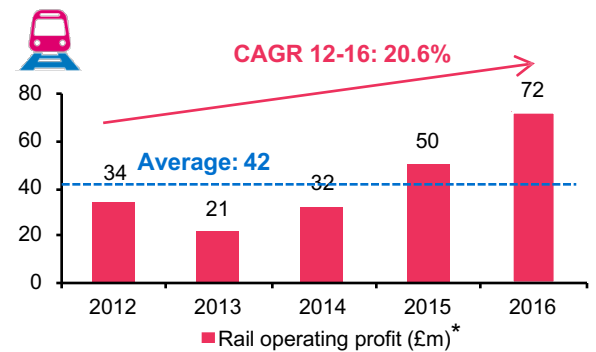
Regional bus

- Flexibility to optimise fares and routes sustains earnings profile
- Leading margins underpinned by variable cost base and degree of resilience to economic cycles



Rail

- Focus on south east region with strong commuter demand
- GTR management contract limits revenue risk for rail division



* Adjusted to reflect changes to accounting for rail pension schemes.

SUPPORTED BY LONG TERM CONTRACTS



Regional bus

- 30% of revenue contracted via concessionary payments and local authority tenders
- Strong partnership with local authorities



London bus

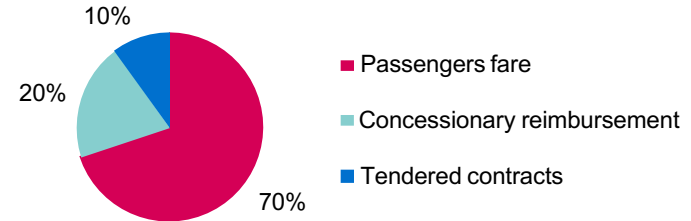
- 95% of revenue from five to seven year gross cost contracts with TfL
- Revenue on a per mile basis eliminates volume risk



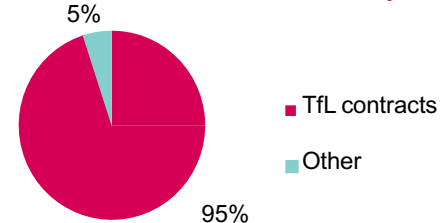
Rail

- 95% of revenue from passenger fares through direct award contracts (Southeastern, London Midland) and gross cost contract (GTR) with the DfT
- Operational risk due to industrial action mitigated by contractual agreements

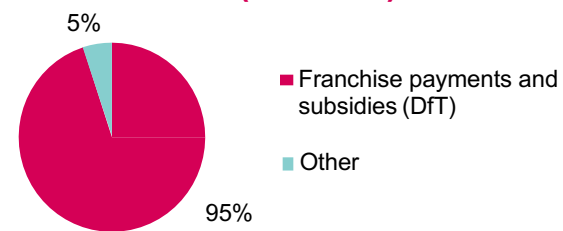
Regional bus revenue mix (FY 2016)



London bus revenue mix (FY 2016)



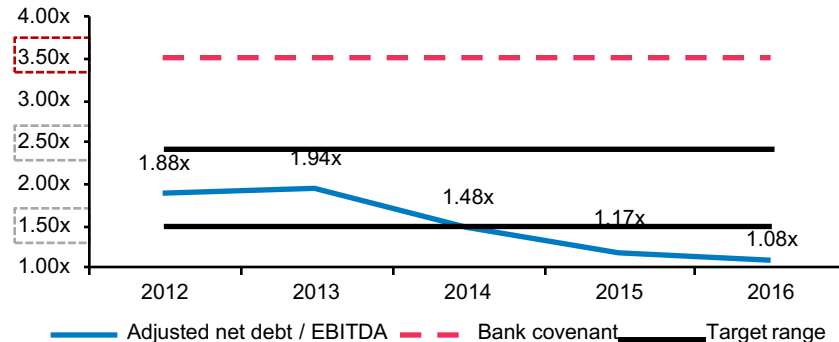
Rail revenue mix (FY 2016)



4

STRONG FINANCIAL PROFILE

- Stringent financial policy and targets:
 - Adjusted net debt¹ / EBITDA target range of 1.5x to 2.5x; bank covenant 3.5x
 - Cashflow / adjusted EBITDA (cash conversion) target of >1.0x
 - Dividend cover target of >2x (based on adjusted EPS / DPS, excluding IAS19 incremental impact)



- Robust and sustainable cash flow generation
- Strong liquidity classification with S&P
- Explicit commitment to maintain Investment Grade credit ratings
- Stable outlook with both rating agencies reaffirmed May 2017 (S&P) and June 2017 (Moody's)

 STANDARD & POOR'S RATINGS SERVICES McGRAW HILL FINANCIAL	BBB-	Stable
MOODY'S	Baa3	Stable

(1) Adjusted net debt refers to total net debt plus restricted cash from rail; adjusted for impact of rail pension scheme accounting changes.

EXPERIENCED MANAGEMENT TEAM



David Brown

Group Chief Executive

- In post since 2011
- Over 33 years' industry experience
- CEO of Go-Ahead's London bus business from 2003 to 2006 and advisor to the main Board



Patrick Butcher

Group Chief Financial Officer

- In post since March 2016
- Over 15 years' experience as a finance director
- Former group finance director of Network Rail, DB Schenker and London Underground



Charlie Hodgson

MD of Rail Development

- In post since July 2013
- Over 15 years' industry experience
- Previously Associate Director at KPMG and five years in Government, including at the DfT and SRA



Martin Dean

MD of Bus Development

- In post since 2008
- Over 30 years' experience in the transport sector
- Previously held senior management roles in rail and bus with FirstGroup and National Express

BUSINESS OVERVIEW

1 Strong financial performance

2 Prudent treasury management

3 Investment projects

4 GTR franchise

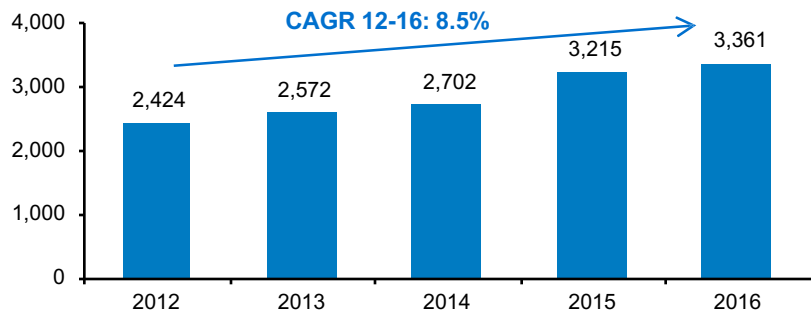
5 Sustainable business

6 Looking ahead

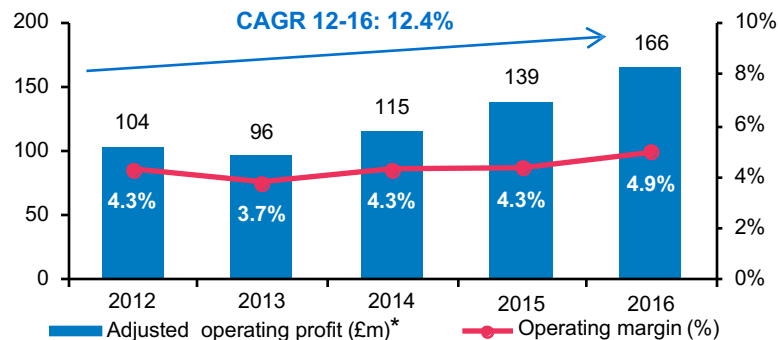


STRONG FINANCIAL PERFORMANCE

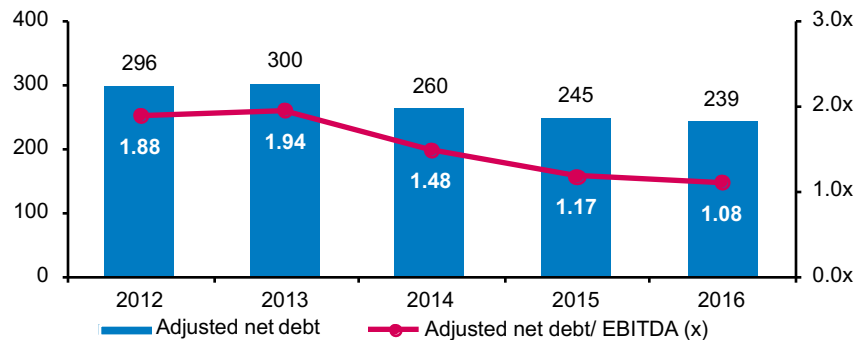
Consistent revenue growth (£m)



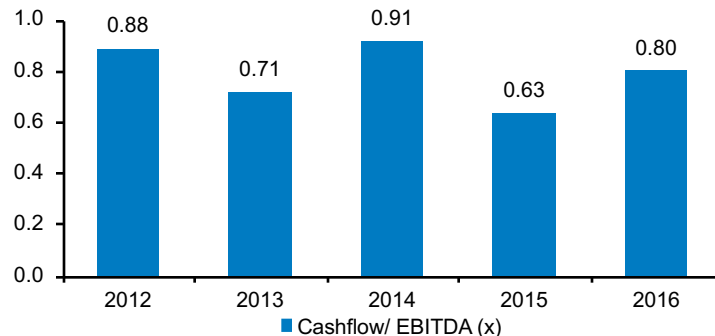
Growing operating profit and stable margin



Low leverage (x) and consistent net debt (£m)



Cash conversion (x)



* Adjusted to reflect changes to accounting for rail pension schemes.

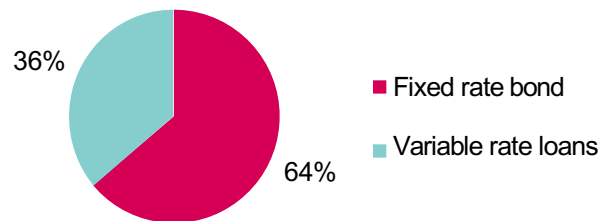
PRUDENT TREASURY MANAGEMENT

- £280m RCF in place, maturing in July 2021, of which £85m was undrawn at H1 2017
- Fuel price risk fully managed via hedging in sterling (100% until FY2018)
- Limited foreign exchange exposure
- £74m unrestricted cash out of £636m cash balance (FY2016)

Fuel hedging (at H1 2017)

	2017	2018	2019 ¹	2020 ¹	2021 ¹
% hedged	100%	100%	60%	30%	10%

Debt composition (FY 2016)



(1) Assumes consistent usage and that hedging is completed at the Dec-16 market price.

INVESTMENT PROJECTS

- Track record of successful project delivery
- Future capex influenced by timing of bus and rail contract renewals and extensions



- Capital investment expected to exceed £100m in FY 2017 due to timing of contract renewals in London bus
- Recent investment in new depots and buses adding 198 regional and 118 London buses
- Two new large depots opened at Three Bridges and Hornsey



- £400m of new rolling stock already delivered
- The programme is expected to complete in 2018
- UK's largest ever driver training and recruitment programme



GTR FRANCHISE

- Industrial action is ongoing over the industry-wide roll-out of driver controlled trains
- Consequent increased costs from delays to cost improvement initiatives
- GTR contract with the DfT has protection against the financial impact of industrial action
- Complexity around contract variations creates a range of reasonably possible outcomes. Expected impact on profitability is within a range of +/-£15m.

Two stages to dialogue with the DfT

- Agree an event of change has happened
- Agree the financial impact

Contract has three drivers of long-term profitability

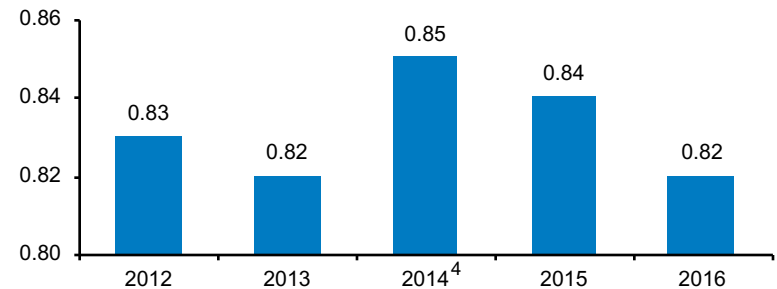
- Running a reliable service for customers
- Agreeing the costs of running longer and more trains on expanded infrastructure
- Delivering a programme of cost improvements envisaged at the outset of the contract

SUSTAINABLE BUSINESS

- **Customer satisfaction:** Highest average score 90%¹
- **Innovation for our customers:**
 - USB charging points
 - Customer app
 - Mobile tickets
 - Smartcards
 - Next stop audio announcements
 - Contactless payment channel
- **First fully electric depot in the UK & largest electric bus fleet (Waterloo)**
- **Alternative fuel buses:** 33% of regional fleet; 27% of London fleet
- **Carbon Trust Standard:** Triple re-certification
- **BITC Corporate Responsibility Index:** 95% score²



Carbon emissions per journey (kgs)



LOOKING AHEAD

Protect and grow core businesses

- Renewal of franchise contracts – awaiting West Midlands bid outcome
- Continuing investment in bus fleet
- Ongoing engagement with the DfT around GTR contract variations

Win new bus and rail contracts

- Expanding international presence – Singapore bus and German rail contract wins
- Development team is exploring further opportunities in targeted markets

Prepare for the future of transport

- Bus Services Act presents opportunity for closer working with local authorities
- Implementation of Government policy efficiency measures in rail
- Investment in innovation and technology



KEY TRANSACTION TERMS

Issuer	The Go-Ahead Group plc
Guarantors	Go-Ahead Holding Limited, Go North East Limited, London General Transport Services Limited, Go South Coast Limited, Brighton & Hove Bus and Coach Company Limited, and The City of Oxford Motor Services Limited
Expected Ratings	Moody's: Baa3 (Stable) / S&P: BBB- (Stable)
Format	Reg S, Senior Unsecured, Guaranteed, Bearer Notes
Currency	GBP
Size	£250m
Maturity	Seven years
Coupon Step	125bps in the event of downgrade
Optional Redemption	Issuer call at Gilts + [●]bps; three month parcall
Use of Proceeds	Refinancing indebtedness and/or general corporate purposes
Denominations	£100k + £1k
Listing	London
Bookrunners	BNP Paribas, HSBC and NatWest Markets
Governing Law	English

Go-Ahead

Appendix



INTRODUCTION TO UK BUS & RAIL



Regional bus

- Routes outside London operated on a predominantly commercial basis
- Accountable to traffic commissioner and other industry bodies
- Partnership with local authorities, meet needs of local communities
- Local markets with unique features
- Mainly private operators; some local authority owned operations
- Operators largely make own decisions (e.g. fares, routes and service frequencies)
- Some tendered services are run on behalf of councils (e.g. school contracts)
- Operators have a relatively flexible cost base, which can be adapted to mitigate external factors
- The Bus Services Act will give new enabling powers for franchising



London bus

- Routes in London operated for TfL, which sets routes and service frequencies
- Fares set by Mayor of London
- Gross cost contracts require tight control of cost base
- Fully regulated, with tenders issued by TfL
- Private operators bid on an individual route contract basis
- Revenue paid to operators by TfL on a revenue per mile basis
- Typically year contracts with two year performance-based extension
- Ancillary revenues from advertising, rail replacement bus services, and third party contracts
- Quality Incentive Contracts (QICs) set by TfL to encourage provision of punctual services



Rail

- Franchises operated on behalf of the Department for Transport (DfT)
- Regulated by Office of Rail & Road (ORR)
- Private operators bid for tenders issued by DfT, outlining the premium they are willing to pay to the DfT, or the subsidy they would need to receive to operate the franchise
- Peak fares, routes and service frequencies are set by DfT
- Franchises typically have initial contract terms of around eight years
- Infrastructure largely owned and managed by Network Rail
- Trains leased from rolling stock operators (rosco)
- Operators have a relatively fixed cost base
- New franchises typically have low overall capital intensity, albeit revenue risk

FURTHER BUSINESS MODEL INFORMATION

Revenue

1. **Commercial** provision of transport services to fare-paying passengers, whose revenue covers the cost of service and a profit margin (e.g. Regional bus)
2. **Contracted** provision of transport services on behalf of public sector transport authorities (e.g. London bus, Rail)

Contracts

1. **Gross cost contracts**: entire revenue comprises payments made by transport authority, who bears the revenue risk (e.g. London bus, GTR)
2. **Net cost contracts**: revenue is a combination of income from fares and payments from transport authorities (e.g. Rail, excluding GTR)

Where revenue is partly or wholly derived from transport authorities cost controls are important (e.g. labour utilisation, fuel efficiency and managing contractual relationships)

Fleet



Infrastructure

- **Use of track**: pay Network Rail track access and other charges e.g. for electrification
- **Bus stations**: pay local authorities for usage
- **Bus depots**: 85% owned freehold
- **Rail depots**: rented from Network Rail

Disclaimer

This document is not for publication, release or distribution in and may not be taken or transmitted into the United States of America, Canada, Japan, South Africa or Australia and may not be copied, forwarded, distributed or transmitted in or into the United States of America, Canada, Japan, South Africa or Australia or any other jurisdiction where to do so would be unlawful. The distribution of this document in any other jurisdictions may be restricted by law and persons into whose possession this document comes should inform themselves about, and observe any such restrictions. Any failure to comply with such restrictions may constitute a violation of the laws of the United States, Canada, Japan or Australia or any other such jurisdiction. By accepting this document, you agree to be bound by these restrictions.

This document should not be distributed in the United States or to U.S. Persons as defined in regulation s of the U.S. Securities act of 1933, as amended this document comprises the investor presentation providing a general overview and update on the business and finances of the go-ahead group plc (the "company") and its subsidiaries (together, the "group") and does not purport to deal with all aspects and details regarding the company or the group.

No reliance may be placed for any purposes whatsoever on the information in this document or on its completeness. Neither the company nor any of its directors, officers, employees or advisers nor any other person makes any representation or warranty, express or implied, as to, and accordingly no reliance should be placed on, the fairness, accuracy or completeness of the information contained in the presentation or of the views given or implied.

Neither the company nor any of its directors, officers, employees or advisers nor any other person has any liability whatsoever for any errors or omissions or any loss howsoever arising, directly or indirectly, from any use of this information or its contents or otherwise arising in connection therewith.

This document does not and is not intended to constitute, and should not be construed as, an offer, inducement, invitation or commitment to purchase, subscribe to, provide or sell any securities, services or products of the company in any jurisdiction or to provide any recommendations for financial, securities, investment or other advice or to take any decision. You are encouraged to seek individual advice from your personal, financial, legal, tax and other advisers before making any investment decisions to purchase any securities.

No action has been made or will be taken that would permit a public offering of any securities described herein in any jurisdiction in which action for that purpose is required. No offers, sales, resales or delivery of any securities described herein or distribution of any offering material relating to any such securities may be made in or from any jurisdiction except in circumstances which will result in compliance with any applicable laws and regulations.

This document has been prepared by the Company. This document and any materials distributed in connection with this document may include forward-looking statements, in particular, the words "expect", "anticipate", "estimate", "may", "should", "plans", "intend", "will", "believe", "continue" and similar expressions (or in each case their negative and other variations or comparable terminology) can be used to identify forward-looking statements. These forward-looking statements are statements regarding the Company's intentions, beliefs or current expectations concerning, among other things, the Company's results of operations, financial condition, liquidity, prospects, growth, strategies and the industry in which the Company operates. These statements are based on expectations of external conditions and events, current business strategy, plans and the other objectives of management for future operations, and estimates and projections of the Company's financial performance. These expectations may prove to be erroneous. By their nature, forward-looking statements involve risks and uncertainties, many of which are outside the control of the Company. The forward-looking statements are not guarantees of future performance and the Company's actual results of operations, performance, achievements, cash flows and dividends and/or industry results may differ materially from those made in or suggested by the forward-looking statements contained in this document. Save as required by applicable law and regulation, the Company does not undertake any obligation to review, update or confirm expectations or estimates or to release publicly any revisions to any forward-looking statements to reflect events that occur due to any change in the Company's board of directors' expectations, or to reflect circumstances that arise after the date of this document.

This document is exempt from the general restriction (in section 21 of Financial Services and Markets Act 2000) on the communication of invitations or inducements to engage in investment activity pursuant to the Financial Services and Markets Act 2000 (Financial Promotion) Order 2005 (the "FPO") on the grounds that it is intended for distribution in the United Kingdom only to persons who (i) are qualified investors (within the meaning of the Prospectus Directive 2003/71/EC) and (ii) who have professional experience in matters relating to investments who fall within the definition of "investment professionals" in Article 19(5) of the FPO and/or to high net worth bodies corporate, unincorporated associations and partnerships and trustees of high value trusts as described in Article 49(2)(a) to (d) of the FPO or to those persons to whom it may otherwise be lawfully communicated (in each case referred to as "Relevant Persons"). The information contained in this document is not intended to be viewed by, or distributed or passed on (directly or indirectly) to, and should not be acted upon by any class of persons other than Relevant Persons. It is a condition of your receiving this document that you represent and warrant to the Company that (i) you are a Relevant Person; and (ii) you have read and agree to comply with the contents of this notice. In the event that a person who is not a Relevant Person receives this document, such person should not act or rely on this document and should return this document immediately to the Company. Neither the Company, nor any of its subsidiaries or affiliates, nor any adviser or person acting on their behalf, shall (without prejudice to any liability for fraudulent misrepresentation) have any liability whatsoever for loss however arising, directly or indirectly, from the use of information or opinions communicated in relation to this document.